




TxCell[®] Scanning Laser Delivery System

High versatility for
higher volume



Versatile Platform for Growing Practices

The TxCell Scanning Slit Lamp Adapter coupled to the Iridex IQ 532® or IQ 577® laser adds multiple treatment modalities for glaucoma and retinal disorders.

In One Platform, Growing Practices Can Offer:



Multi-spot pattern scanning for efficient panretinal photocoagulation



Standard photocoagulation with optimized wavelengths



MicroPulse® Laser Therapy*

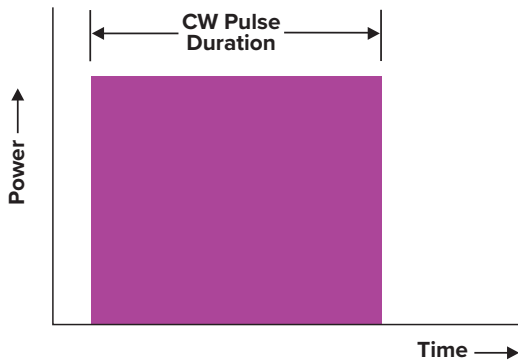
- Fovea-Friendly MicroPulse Laser Therapy for retinal disorders¹
- Repeatable MicroPulse Laser Trabeculoplasty (MLT) for glaucoma therapy

*Optional module at the time of purchase.

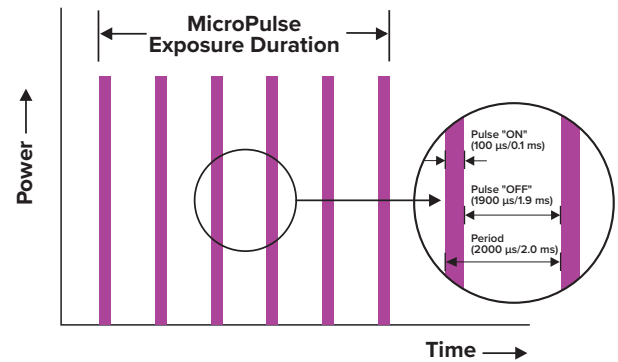
MicroPulse[®] Laser Therapy

MicroPulse technology finely controls thermal elevation by "chopping" a continuous-wave (CW) beam into an envelope of repetitive short pulses allowing tissue to cool between pulses and reduce thermal buildup.

CW Mode



MicroPulse Mode

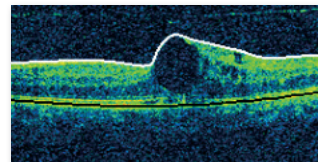


MicroPulse Laser Application

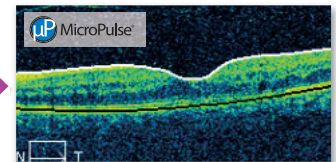
- Fovea-Friendly MicroPulse Laser Therapy for retinal disorders¹



- Repeatable MicroPulse Laser Trabeculoplasty (MLT) for glaucoma therapy



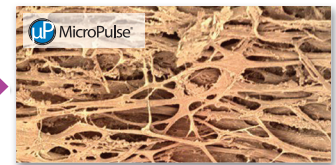
VA 20/50 | CRT 434 μ m



3 Mos Post-Op | VA 20/30 | CRT 314 μ m



Trabecular meshwork after ALT



Trabecular meshwork after MLT

1. Bhagat N, Zarbin M, Mansour S, Chong V, and Cardillo JA. Fovea-friendly MicroPulse Laser. Supplement to Retina Today May/June 2012

A versatile and compatible solution



Haag-Streit® Style



Zeiss® Style

Intelligent and Intuitive Design

TxCell with IQ 532 Laser or IQ 577 Laser

- Single and multi-spot pattern delivery using standard continuous-wave or MicroPulse treatment modes
- Multi-spot patterns offer confluent (zero spacing) ideal for MicroPulse protocols
- Rotatable patterns to designate treatment starting point
- Short pulse durations for efficient laser delivery
- Automated FiberCheck to confirm the integrity of the fiber
- Dual port for efficient setup of alternate delivery devices
- Intuitive graphical touch-screen interface for ease of use
- Programmable user preset menu (up to 10 presets)
- Full-featured remote control and wireless footswitch*

Predictability of Laser Delivery

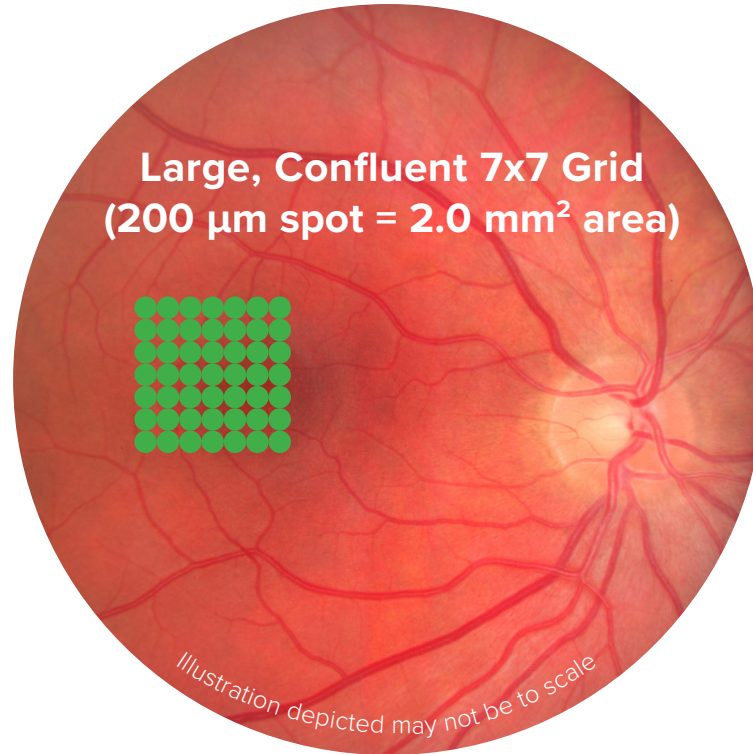
Target cell technology enables physicians to visualize the perimeter of the targeted area. Optimal for subvisible MicroPulse protocols.

Pattern Selection Types

Visible Target Cells	Delivered Laser Spots
Grid (Adjustable grid from 2x2 to 7x7)	
Circle (Adjustable radius)	
Triple Arc (Adjustable radius & arc)	

*Optional

Confluent, high-density applications



Confluent, High-Density Laser Patterns for MicroPulse Protocols

MicroPulse laser therapy has shown clinical success using confluent spacing.^{2,3}

TxCell offers confluent, high-density applications in a wide selection of patterns.

Automated FiberCheck

The automated FiberCheck confirms the integrity of the fiber. It is important to ensure the fiber is functioning properly when delivering MicroPulse laser because there is no visible endpoint during or any time post treatment.

2. Luttrull JK, Sramek C, Palanker D, Spink CJ, Musch DC. Retina 2012;32(2):375-86

3. Lavinsky D, Cardillo JA, Melo LA, Jr, Dare A, Farah ME, Belfort R Jr. Invest Ophthalmol Vis Sci 2011; 52 (7): 4314-23

Specifications

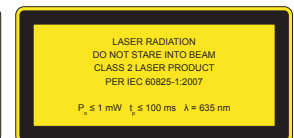
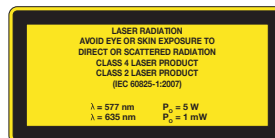
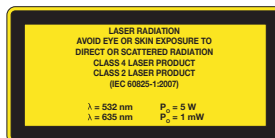
TxCell® Scanning Laser Delivery System	
Compatible Lasers	IQ 532® (532 nm, Green) or IQ 577® (577 nm, Yellow)
Laser Energy Source	Frequency-doubled solid-state and direct diode
Maximum Power	2000 mW
Exposure Duration	CW-Pulse: 10–3000 ms
Exposure Interval	CW-Pulse: 10–3000 ms
MicroPulse® Duration	MicroPulse: 0.05–1.00 ms
MicroPulse Interval	MicroPulse: 1.00–10.00 ms
MicroPulse Duty Cycle	Preset selections of 5%, 10%, and 15% (continuously adjustable from 0.4% - 50%)
Aiming Beam	Diode laser, 635 nm nominal
Patterns	Grid (2x2 - 7x7), Circle, Triple Arc
Pattern Spacing	Confluent (zero), 1-, 2-, 3-spot spacing in 0.25 diameter increments
User Interface	Touch-screen & knobs
Compatible Slit Lamps	Iridex SL 980, Iridex 9800, Iridex SL 990, Iridex SL 9900, Zeiss 30SL, Haag-Streit BM/BQ 900 and equivalents
Spot Sizes	Single spot: 50 µm, 100 µm, 200 µm, 300 µm, 500 µm Multi-spot: 100 µm, 200 µm, 300 µm, 500 µm
Electrical	100 – 240 VAC, 50/60 Hz
TxCell Scanning Laser Delivery System Components	TxCell Scanning Slit Lamp Adapter (SSLA) TxCell Control Box IQ 532 or IQ 577 laser



CE 2797

EC REP

Emergo Europe
Prinsessegracht 20,
2514 AP The Hague, The Netherlands



Contact Iridex today to learn more

+1.650.962.8100 · customerservice@iridex.com · iridex.com



© 2022 Iridex. All rights reserved. Iridex, the Iridex logo, TxCell, IQ 532, IQ 577, MicroPulse, and the MicroPulse logo are registered trademarks of Iridex.
88283 Rev. A 03.2022